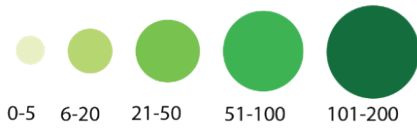


# LINE W

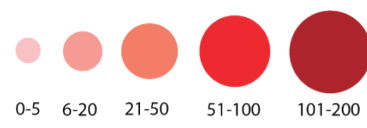
Broadway & Blanding Ave., Alameda to Transbay Terminal, SF  
via Ferside Blvd. / High St. / Otis Dr. / Webster St.



## Ridership by Stop for AM and PM Boardings

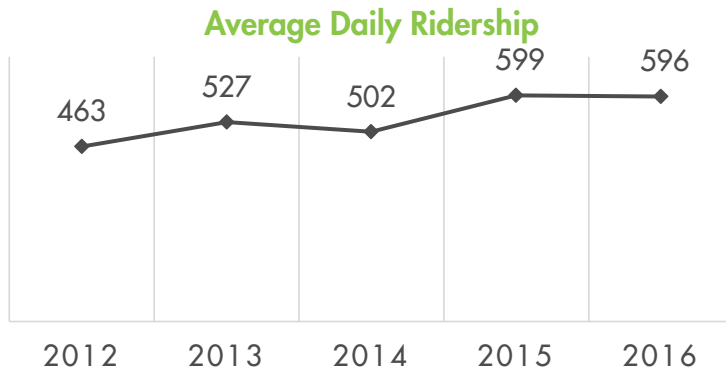


Westbound AM Riders (On)

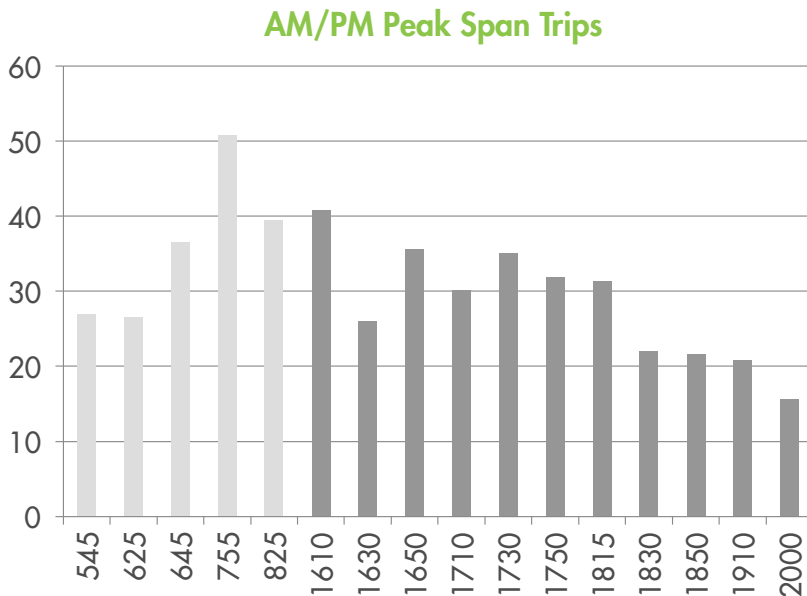


Eastbound PM Riders (Off)

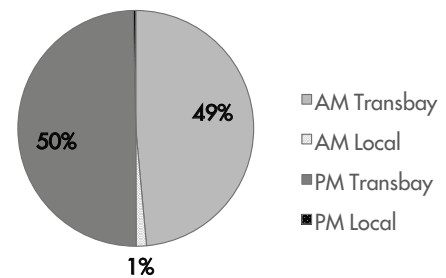




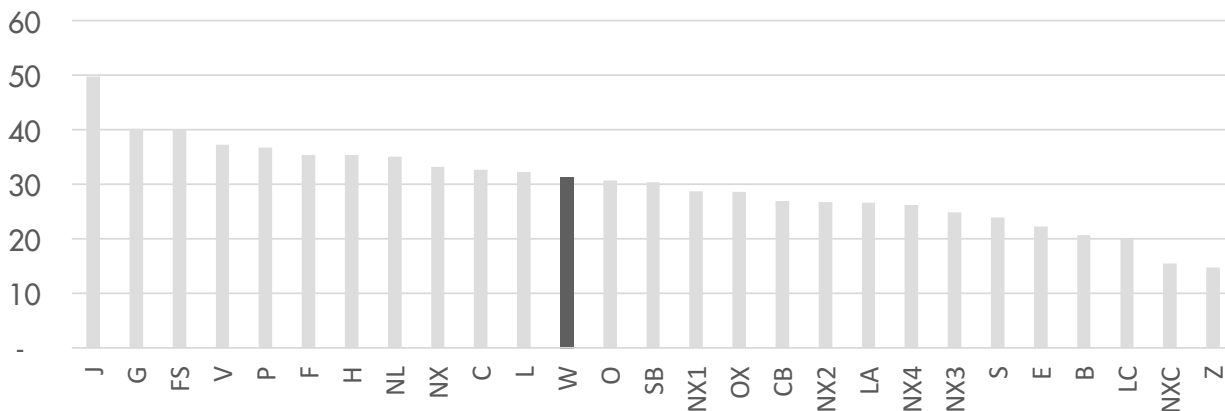
Line Statistics	
Average Passengers per trip	31 riders
Average stop spacing	929 feet
Population within 1/4 miles of route	26,541
Transbay Route Segment	11 miles
Local Route Segment	6 miles
Peak Frequency	20 minutes



### Ridership Comparison



### Average Passengers By Trip Per Line



QUESTIONS OR COMMENTS? PLEASE SEND THEM TO [PLANNING@ACTRANSIT.ORG](mailto:PLANNING@ACTRANSIT.ORG)

(510) 891-5470 / Free language assistance / Asistencia gratis en su idioma / 免費語言協助 / Libreng tulong para sa wika / Hỗ trợ giúp thông dịch miễn phí / 무료언어지원 / मुफ्त भाषा सहायता / کمک های زبان رایگان / 無料の言語支援 / مساعدة لغوية مجانية / Assistència linguagem livre / ភក្តីប្រកាសាវុឌ្ឍនភាពសេរី / Бесплатная помощь переводчиков / បំណិរាណព្រាហ្មណ៍សេរី / மத்சுத உதவி / Assistance linguistique gratuite