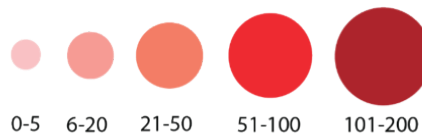
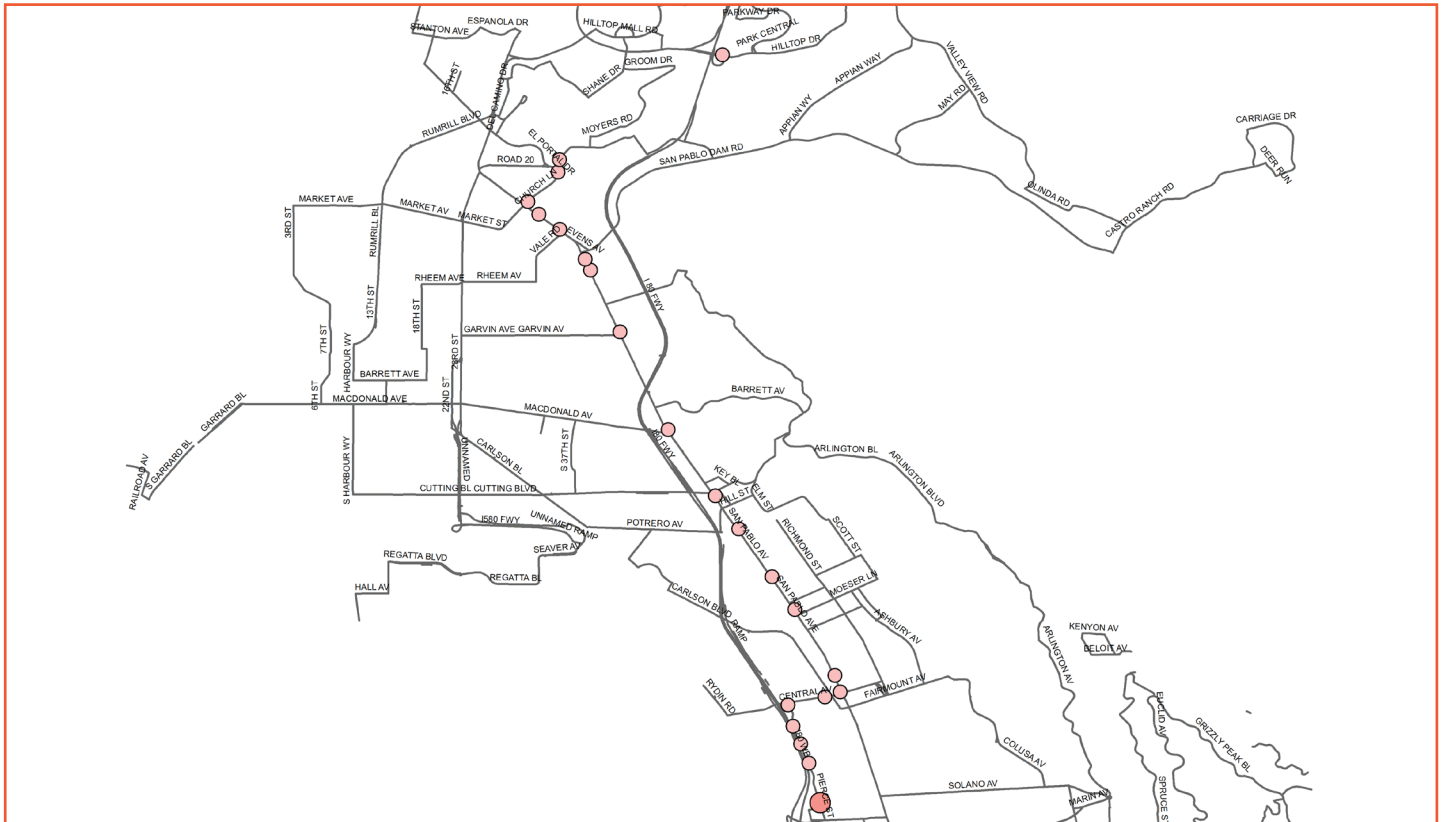


LINE LC

Transbay Terminal, San Francisco to Hilltop Dr. Park & Ride
 via I-80 / Richmond Pkwy / Hilltop Dr
 From San Francisco only; travel to SF via Line L or LA

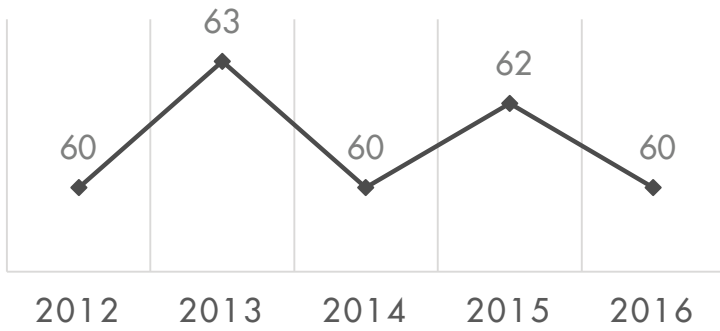


Ridership by Stop PM Boardings



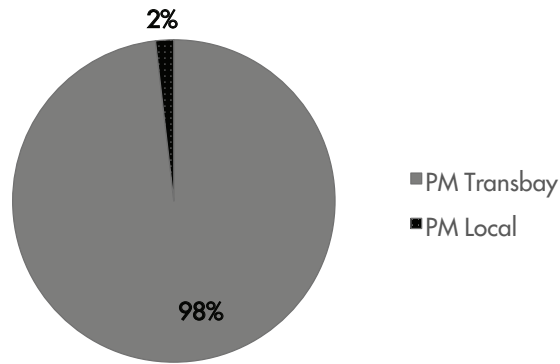
Eastbound PM Riders (Off)

Average Daily Ridership

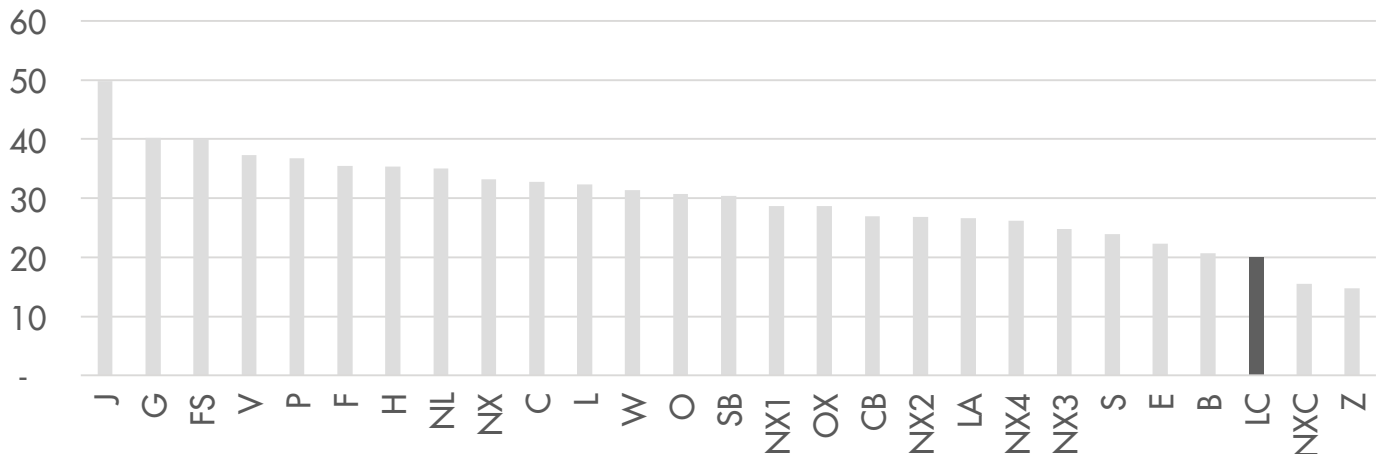


Line Statistics	
Average Passengers per trip	20 riders
Average stop spacing	1,949 feet
Population within 1/4 miles of route	33,032
Transbay Route Segment	12 miles
Local Route Segment	13 miles
Peak Frequency	30 minutes

AM/PM Peak Span Trips



Average Passengers By Trip Per Line



QUESTIONS OR COMMENTS? PLEASE SEND THEM TO PLANNING@ACTRANSIT.ORG

(510) 891-5470 / Free language assistance / Asistencia gratis en su idioma / 免費語言協助 / Libreng tulong para sa wika / Hỗ trợ giúp thông dịch miễn phí / 무료언어지원 / मुफ्त भाषा सहायता / کمک های زبان رایگان / 無料の言語支援 / مساعدة لغوية مجانية / Assistência linguagem livre / បកប្រែភាសាឥតគិតថ្លៃ / Бесплатная помощь переводчиков / បំនិពន្ធឈ្មោះព័ត៌មាន / मुफ्त भाषा सहाय / Assistance linguistique gratuite